

Features

- Single threshold for alcove installation.
- Heavy duty integral 1" high tiling flange for a waterproof installation.
- Low threshold front curb for easy entry and exit.
- 3" wide threshold as well as a 3" threshold height for a modern design.
- The shower floor is textured with small dots for slip resistance.
- Designed for installation for new or existing construction.
- Select from left or right end drain location. Must order either LH or RH.
- Easy installation. Level with thinset mortar mix.
- Our cultured marble shower base is a cast polymer material composed of resin, stone products and pigments. Strong, slip and scratch resistant.
- Our collection of cultured marble bases match all Samar walls with both tile and velvet finishes.
- Features a color matched modern shower drain cover that uses a conventional shower drain underneath. Drain not included.
- 10 Year Limited Residential Warranty / 3 Year Commercial Warranty.



Modern Slip Resistance
with a light dotted
comfortable texture.
Easy to clean as well as
slip resistant.







Specified Model

	Model	A	B	C	D	E	F	Wt.
<input type="checkbox"/>	FM6032L	32"	60"	15-3/8"	7-7/8"	3-1/8"	4"	101.2
<input type="checkbox"/>	FM6032R	32"	60"	15-3/8"	7-7/8"	3-1/8"	4"	101.2

To Be Specified: CLASSIC Colors


<input type="checkbox"/>	21 White			
<input type="checkbox"/>	27 Grey Beach	White 21	Grey Beach 27	Cashew 28
<input type="checkbox"/>	28 Cashew			

To Be Specified: MARBLE Colors

<input type="checkbox"/>	47 White Venito				
<input type="checkbox"/>	48 Biscotti Marble	White Venito 47	Biscotti Marble 48	Sand Creme 49	Lunar 50
<input type="checkbox"/>	49 Sand Creme				
<input type="checkbox"/>	50 Lunar				

Compliance Certifications -

Meets or Exceeds the Following Specifications

- IGC 154-2012
- ASME A112.18.1 / CSA B125.125.1-11
- ASTM 1028-96 coefficient of friction test (minimum rating of 0.67)
- IAPMO 
- cUPC[®]

