

## Features

- Low profile single, double or peninsula shower base with natural stone effect.
- Ultra low 1" threshold front curb for easy access and finishes flush with most finished floors.
- Heavy duty Sheet Molding Compound material.
- Installation for new and existing construction.
- 1" high aluminum tiling flange included.
- Bases can be trimmed in the field to fit your space.
- Select from single, double or peninsula threshold.
- Slip resistant; lightly textured slate floor for a safe environment yet maintains an easy to clean surface.
- Contemporary stainless steel drain cover for center drain models. Drain not included.
- Optional threshold can be added to form a conventional base. Design is similar to other Trimslate bases and will accommodate the current add-on threshold.
- 10 Year Limited Residential / 3 Year Commercial Warranty




## Specified Models

	Model No.	Length A	Width B	Ctr C	Ctr D	Height
<input type="checkbox"/>	SMFZSP6036C	60"	36"	30"	18"	1"
<input type="checkbox"/>	SMFZSP6042C	60"	42"	30"	21"	1"
<input type="checkbox"/>	SMFZSP7248C*	72"	48"	36"	24"	1"


\* Meets ADA requirements. *Not available in 61 Argenti Black.*

## To Be Specified: Color


<input type="checkbox"/>	<b>33</b> Caramel
<input type="checkbox"/>	<b>59</b> Tundra Grey
<input type="checkbox"/>	<b>60</b> Dolomite
<input type="checkbox"/>	<b>61</b> Argenti Black



Caramel **33**



Tundra Grey **59**



Dolomite **60**

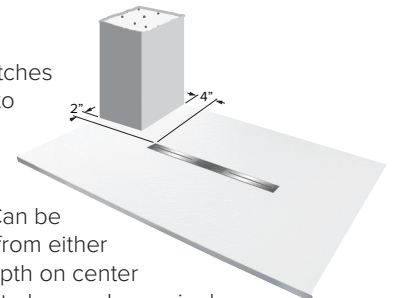


Argenti Black **61**

## CUSTOMIZABLE BASE

**Note:** Bases can be built to accommodate unique sizes. Notches can also be cut from the bases to allow for columns in a corner.

Base can be built to custom sizes within certain limitations. Can be trimmed up to 4" in width away from either side of drain or up to 2" from depth on center drain models. Base is designed to be used as a single, double or triple threshold in stock sizes.




## Codes/Standards

The specified model meets or exceeds the following:

ASTM E662

CSA B45.5/IAPMO Z124

**Notes:** Install this product according to the installation instructions.



Tiling flange



Modern Slip Resistance with a stone look texture. Easy to clean as well as slip resistant.

