


•FEATURES

- L-shaped ADA shower seats. Sturdy 304 stainless steel frames. Quality water-resistant high density polyethylene (HDPE) seat material.
- Optional vinyl cushion version is available in Naugahyde white (add “-NW” to model number to order.)
- Provides secure support in the shower.
- Available in left-hand and right-hand models.
- Easily folds against the wall when not in use.
- Can be used in tub or shower applications.
- Seats are tested to withstand 250 lbs. of force when properly installed.
- Seats must be installed 17" to 19" from the top of the shower seat to the top of the finished floor to be ADA compliant.
- Lifetime Limited Residential / 5-Year Limited Commercial Warranty



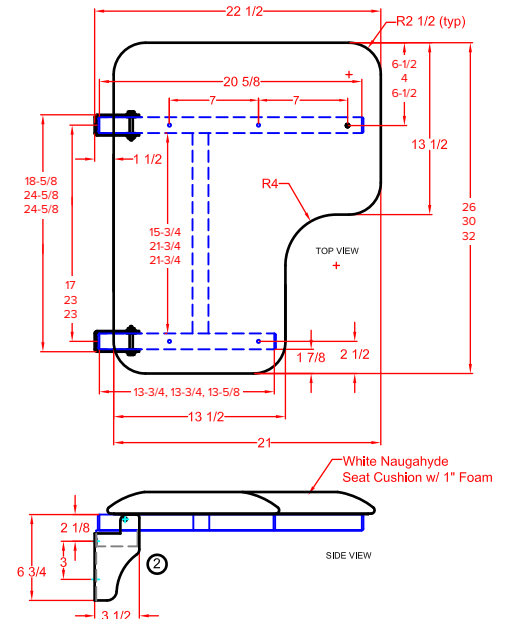
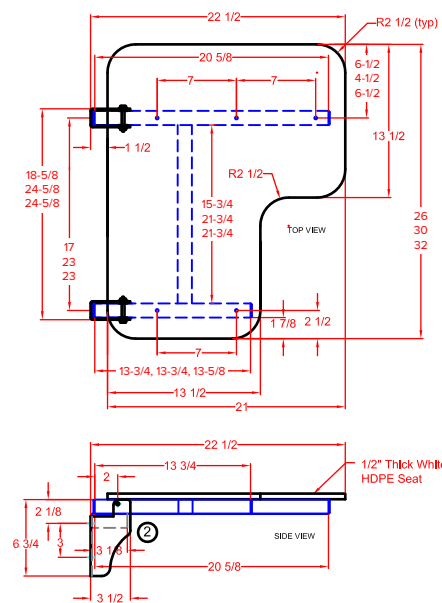
BATH ACCESSORIES

To Be Specified:

	Model No.	Description	Length	Width
L-SHAPED SHOWER SEATS				
<input type="checkbox"/>	LTSSS2623L/R	Shower Seat	22-1/2"	26"
<input type="checkbox"/>	LTSSS3023L/R	Shower Seat	22-1/2"	30"
<input type="checkbox"/>	LTSSS3223L/R	Shower Seat	22-1/2"	32"

To Be Specified:

COLORS		
<input type="checkbox"/>	01	White



Compliance Certifications- Meets or Exceeds the Following Specifications

Meets the Americans with Disabilities Act guidelines and ANSI A117.1 requirements for accessible and usable building facilities-check local codes when installed per accessibility guidelines of the act.