

FEATURES

- An attractive, frameless smooth sliding Bypass shower door that features a special Nano protected surface treatment that keeps glass looking clean.
- Can be trimmed up to 4" width adjustment.
- Walk-in opening: 19" - 23" (SMBRP48xx model), 25" - 29" (SMBRP60xx model).
- Optional wall profiles on the sides allow 3/8" each side out-of-plumb adjustment.
- Clearance height is 75.5" for 80" high, 65.5" for 70" high, and 57.5" for 62" high shower door.
- Tempered glass is ANSI Z97.1 certified.
- Glass Thickness: 5/16" (8mm) available in Clear and Pattern Frost.
- Stainless Steel rollers and frame provide a smooth and quiet gliding operation.
- Hardware finishes: Polished Chrome, Brushed Nickel, and Matte Black.
- Easy to install.
- Shower base threshold minimum requirement is 3-3/8" wide.
- Limited Lifetime Warranty for both residential and commercial.
- **IMPORTANT!** All measurements should be taken only AFTER walls are finished (tile, back walls, etc.); Professional installation recommended.
- **Handles are not included. See the handle selection next page. Add the handle model no. to the shower door model no. to complete the order.**




Specify Model

	Size	Model	Glass	Width	Height	Depth	Weight
<input type="checkbox"/>	48"x80"	SMBRP488008C-	Clear (8mm)	48"	80"	3.05"	148
<input type="checkbox"/>	48"x80"	SMBRP488008F-	Frost (8mm)	48"	80"	3.05"	148
<input type="checkbox"/>	60"x80"	SMBRP608008C-	Clear (8mm)	60"	80"	3.05"	184
<input type="checkbox"/>	60"x80"	SMBRP608008F-	Frost (8mm)	60"	80"	3.05"	184
<input type="checkbox"/>	60"x62"	SMBRP606208C-	Clear (8mm)	60"	62"	3.05"	152
<input type="checkbox"/>	60"x62"	SMBRP606208F-	Frost (8mm)	60"	62"	3.05"	152
<input type="checkbox"/>	60"x70"	SMBRP607008C-	Clear (8mm)	60"	70"	3.05"	167
<input type="checkbox"/>	60"x70"	SMBRP607008F-	Frost (8mm)	60"	70"	3.05"	167

To Be Specified: Glass

<input type="checkbox"/>	C Clear
<input type="checkbox"/>	F Frost



Clear

Frost

To Be Specified: Hardware Color

<input type="checkbox"/>	PC Polished Chrome
<input type="checkbox"/>	BS Brushed Nickel
<input type="checkbox"/>	MB Matte Black



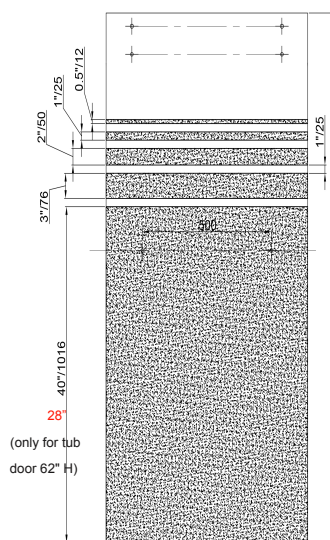
Polished
Chrome



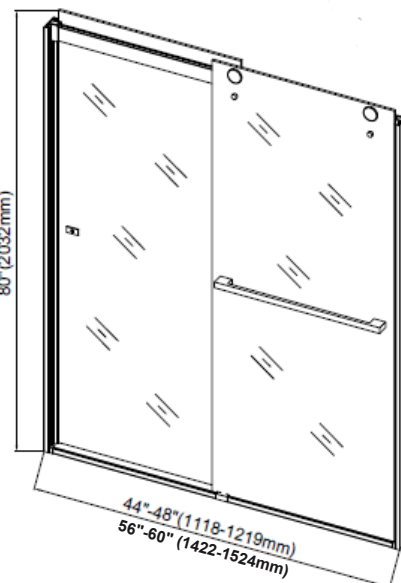
Brushed
Nickel



Matte Black



Pattern Frost Glass




FEATURES

- Handles are available in 3 distinctive series.
- Handle size is 19.69" (500mm) center hole to center hole.
- Finish: Polished Chrome (PC), Brushed Nickel (BN), Matte Black (MB) and Champagne Bronze (CB)
- Limited Lifetime Warranty for residential use and 1 year when used commercially.

Pinnacle, Diamond & Meridian Series Shower Door Handles

Our extensive collection of high end handles add a distinctive look to your shower door and bathroom.



* Matching grab bar available in different sizes.

1. Specify Model: Series & Style

Model	Style	Weight
-------	-------	--------

PINNACLE SERIES


<input type="checkbox"/>	SMPH-BPD-	Pinnacle Bypass Handles (Pair)	6 lbs.
<input type="checkbox"/>	SMPH-BND-D-	Pinnacle Barn Door Double Sided	6 lbs.
<input type="checkbox"/>	SMPH-BND-K-	Pinnacle Barn Door Handle & Knob	4 lbs.

DIAMOND SERIES

<input type="checkbox"/>	SMDH-BPD-	Diamond Bypass Handles (Pair)	4 lbs.
<input type="checkbox"/>	SMDH-BND-D-	Diamond Barn Door Double Sided	3 lbs.
<input type="checkbox"/>	SMDH-BND-K-	Diamond Barn Door Handle & Knob	2 lbs.

MERIDIAN SERIES

<input type="checkbox"/>	SMMH-BPD-	Meridian Bypass Handles (Pair)	4 lbs.
<input type="checkbox"/>	SMMH-BND-D-	Meridian Barn Door Double Sided	3 lbs.
<input type="checkbox"/>	SMMH-BND-K-	Meridian Barn Door Handle & Knob	2 lbs.



Juliette Bypass Handles (Pair)
SMDH-BPD-J-PC



Barrington Knurled
Barn Door Double Sided
SMDH-BND-D-BK-CB

Barrington Knurled
Barn Door Handle & Knob
SMDH-BND-K-BK-CB

2. To Be Specified: Handle Name

PINNACLE SERIES

<input type="checkbox"/>	N Nicholson
--------------------------	-------------

DIAMOND SERIES


<input type="checkbox"/>	J Juliette
<input type="checkbox"/>	BP *Barrington Plain
<input type="checkbox"/>	BK *Barrington Knurled

MERIDIAN SERIES

<input type="checkbox"/>	T Tyler
<input type="checkbox"/>	S Sampson
<input type="checkbox"/>	C Contour
<input type="checkbox"/>	R Royston

3. To Be Specified : Color

<input type="checkbox"/>	PC Polished Chrome
<input type="checkbox"/>	BN Brushed Nickel
<input type="checkbox"/>	CB Champagne Bronze
<input type="checkbox"/>	MB Matte Black



Chrome Brushed Stainless Champagne Bronze Matte Black

* **Barrington Plain** handles are only available in Chrome finish.

Barrington Knurled handles are available in Brushed Nickel, Matte Black and Champagne Bronze.